

REFUND THE POLICE

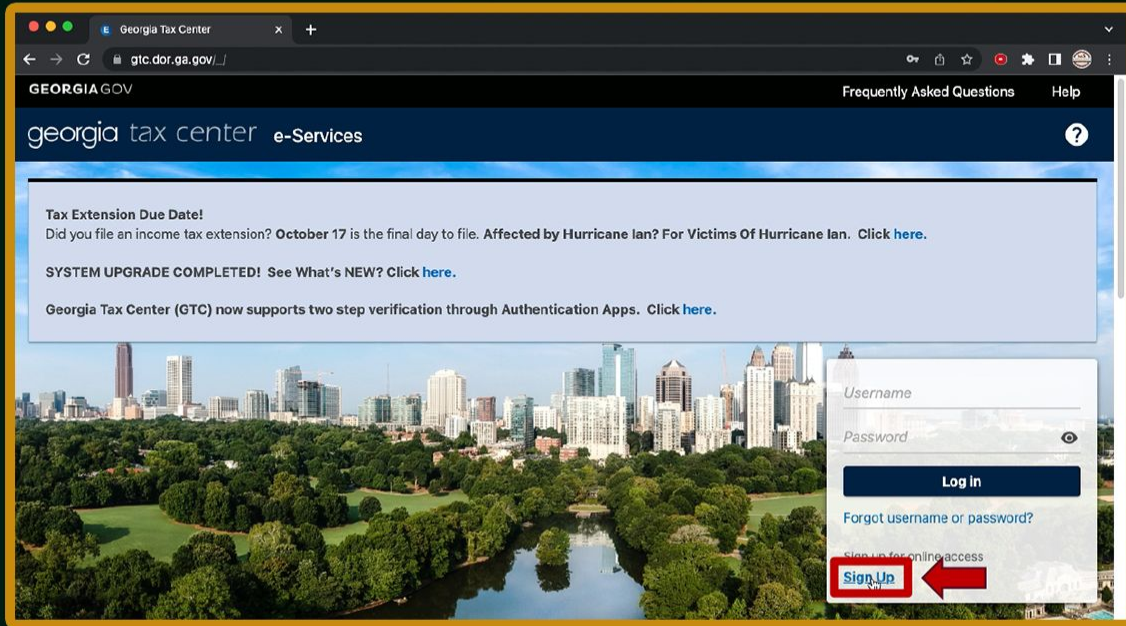
QUALIFIED LAW ENFORCEMENT DONATION TAX CREDIT



Serve. Honor. Protect

bullochsheriff.com

REGISTER ON THE GEORGIA TAX CENTER WEBSITE



Create an account on GTC
(<https://gtc.dor.ga.gov/>)
as follows.



SIGN UP FOR ONLINE ACCESS

Georgia Tax Center

gtc.dor.ga.gov/_/#1

Set Up Online Access

Request Details

Sign Up for Online Access

Select This Option If:

- You have previously filed a return in the state of Georgia; and,
- You have never created an online Georgia Tax Center (GTC) logon.

You Will Need:

For Business Accounts:

- Account Type/ID** - Tax type and corresponding Account ID.
- Federal Employer Identification Number (FEIN)** - For corporations, LLCs, partnerships, or other business entities. You can apply for a FEIN through the IRS by clicking [here](#) (opens in new tab).
- Social Security Number (SSN)/Individual Taxpayer Identification Number (ITIN)** - For sole proprietors.
- Last payment** - Most recent payment amount.
- Zip Code** - Zip code of your business's location.
- E-mail Address** - Valid e-mail address.

For Individual Income Tax Accounts:

- SSN/ITIN.**
- Federal Adjusted Gross Income (Federal AGI)** - Your Federal AGI from the most recent return filed in the state of Georgia.
- E-mail Address** - Valid e-mail address.

Once your GTC logon is created, you will be able to manage your current account(s) and register for additional accounts related to this business.

Cancel Previous **Next**

You will need this information listed.



SETTING UP YOUR ACCOUNT TYPE

The screenshot shows the Georgia Tax Center e-Service portal. The page title is "Set Up Online Access". A progress bar indicates the current step is "Choose Account Type". Below the progress bar, there is a section titled "Select your account type from the list". A dropdown menu is open, showing a list of account types. The "Individual Income Tax" option is highlighted in blue, and a red arrow points to it. The list of account types includes: Required, Adult Entertainment Tax, Alcohol License, Alcohol License Permit, Alcohol Tax (Beer), Alcohol Tax (Spirits), Alcohol Tax (Wine), Business Occupation Tax, Corporate Income Tax, Fireworks Excise Tax, Individual Income Tax, and International Fuel Tax. The page also features navigation buttons for "Previous" and "Next", and a footer with the Georgia logo and links to "Trucking Portal", "Appeal to the GA Tax Tribunal", and "Video Tutorials".

Choose the type of account you would like to setup.

Highlighted is the *Individual Income Tax* account type.



IDENTIFICATION TYPE

The screenshot shows a web browser window with the URL `gtc.dor.ga.gov/_/#3`. The page title is "GEORGIA GOV" and the main heading is "georgia tax center e-Services". A progress bar indicates three steps: "Request Details" (completed), "Choose Account Type" (completed), and "Choose your Id Type" (current step). Below the progress bar, the heading "Choose your identification type" is displayed. Underneath, there are two radio button options: "ITIN" and "SSN". The "SSN" option is selected, and a red arrow points to it. Below the options, there is explanatory text: "An Individual Taxpayer Identification Number (ITIN) is a tax processing number issued by the Internal Revenue Service. It is a nine digit number that always begins with the number 9 and has a 7 or 8 in the fourth digit, for example 9XX-7X-XXXX." and "Any individual who is a U.S. Citizen, a permanent resident, or a temporary alien resident who is authorized to work in the United States, must have a SSN." At the bottom of the form, there are "Cancel", "Previous", and "Next" buttons.

Select the type of identification you will provide to verify who you are in setting up your account.

We will select SSN (Social Security Number).



ACCOUNT INFORMATION

Georgia Tax Center
gto.dor.ga.gov/_/#4

GEORGIA GOV Frequently Asked Questions Help

georgia tax center e-Services

Home

Set Up Online Access

Request Details Choose Account Type Choose your Id Type Provide Account Information

Please fill out the following required account information

Social Security #
-**-*

Confirm Social Security #
-**-*

Most recent Federal AGI *
XXX,XXX

Required

Your Federal Adjusted Gross Income (Federal AGI) is the amount of gross income that has been reduced by adjustments to income. This amount can be found on federal forms 1040EZ, 1040A, 1040 or Georgia forms 500, 500-EZ. You must have filed a return with the State of Georgia.

Cancel Previous Next

Enter your SSN (Social Security Number) and provide your most recent (previous year) Federal Adjusted Gross Income (AGI).

This can be found on your most recent year's tax return.



SELECT YOUR ACCOUNT TYPE FROM THE LIST

Georgia Tax Center

gtc.dor.ga.gov/_/#5

Request Details Choose Account Type Choose your Id Type Provide Account Information Create a new logon

Enter login information

Login

Citizen1234

Password

Confirm Password

In case you forget your password

Select Secret Question from list

What was the model name of your first car? ▾

Secret Answer

Confirm Answer *

Required

Cancel

Password requirements for a GTC login

Passwords cannot be reused

Minimum 8 characters

Passwords must contain both letters and numbers

Passwords must contain both uppercase and lowercase letters

Passwords must contain special characters

To protect personal data, the Department encrypts passwords. Once you submit the password and it meets security standards, any password fields will be encrypted and the characters change to 12 dots (or asterisks). If you need to change your password and it has already been encrypted, you may need to clear the password fields or go back a step.

Enter contact information

User's Name *

Required

E-mail *

Required

Confirm E-mail *

Required

Country

USA

Country Code

1

Select Phone Type from list *

Required

Phone Number *

Required

Do you have a second phone number?

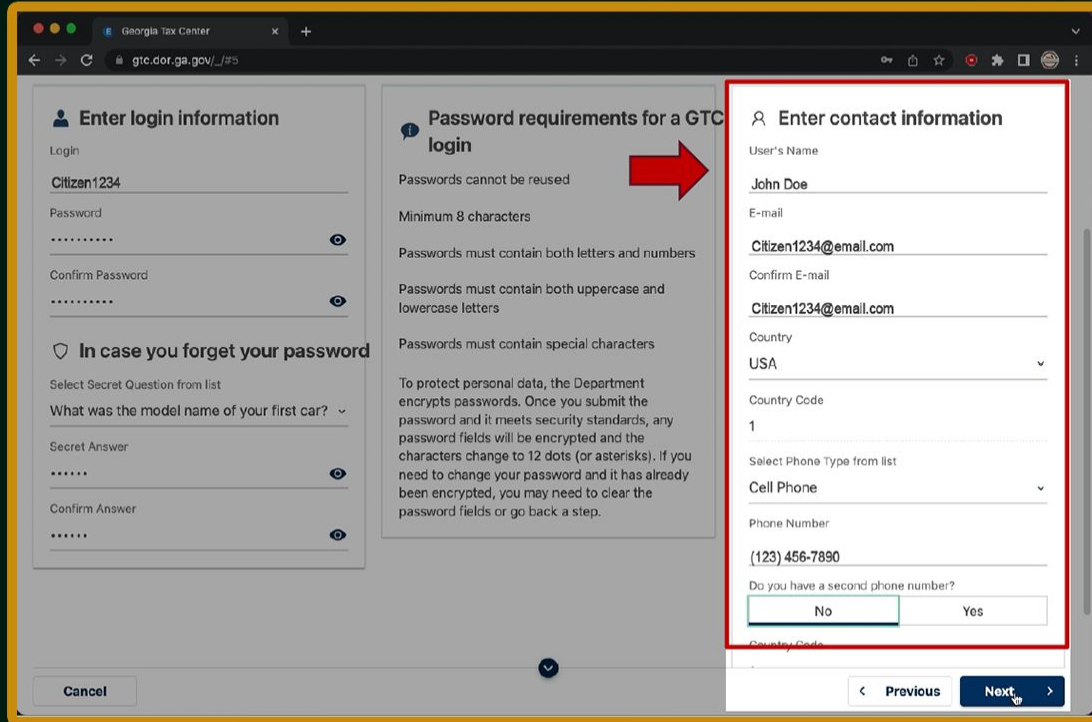
Previous Next

Enter your desired
username and password
for future login.

Also select a **Secret Question**
& **Secret Answer** for
securing your account if
your login information
is ever lost.



SELECT YOUR ACCOUNT TYPE FROM THE LIST



The screenshot shows the Georgia Tax Center login interface. The browser address bar displays "gic.dor.ga.gov/_/#5". The page is divided into three main sections: "Enter login information", "Password requirements for a GTC login", and "Enter contact information". The "Enter contact information" section is highlighted with a red border. A red arrow points from the "Password requirements" section towards the "Enter contact information" section.

Enter login information

Login

Citizen1234

Password

Confirm Password

In case you forget your password

Select Secret Question from list

What was the model name of your first car? ▾

Secret Answer

Confirm Answer

Cancel

Password requirements for a GTC login

Passwords cannot be reused

Minimum 8 characters

Passwords must contain both letters and numbers

Passwords must contain both uppercase and lowercase letters

Passwords must contain special characters

To protect personal data, the Department encrypts passwords. Once you submit the password and it meets security standards, any characters fields will be encrypted and the characters change to 12 dots (or asterisks). If you need to change your password and it has already been encrypted, you may need to clear the password fields or go back a step.

Enter contact information

User's Name

John Doe

E-mail

Citizen1234@email.com

Confirm E-mail

Citizen1234@email.com

Country

USA

Country Code

1

Select Phone Type from list

Cell Phone

Phone Number

(123) 456-7890

Do you have a second phone number?

No Yes

Previous **Next**

Enter your contact information (email & phone number) that you would like associated with your account.



GO GREEN INITIATIVE

The screenshot shows a web browser window with the URL `gtc.dor.ga.gov/_/#6`. The page title is "GEORGIA GOV" and the page content is "georgia tax center e-Services". A progress bar at the top indicates the current step is "Set Up Online Access". Below the progress bar, there are two steps: "Choose Account Type" and "Choose your...". The "Choose your..." step is currently active. A confirmation dialog box is open in the center of the screen, asking "Are you sure you want to submit this?". The dialog box has "Cancel" and "OK" buttons. A red arrow points to the "Yes" radio button in the "Would you like to sign up for E-Correspondence?" section of the form. The "Submit" button is visible at the bottom right of the form.

Choose **YES** if you would like to receive electronic correspondence (email, phone, etc.) rather than paper mail.

After clicking **SUBMIT**, you will need to confirm your preference.



PRINT OR SAVE YOUR CONFIRMATION!

Georgia Tax Center

gtc.dor.ga.gov/_#7

GEORGIA GOV

Frequently Asked Questions Help

georgia tax center e-Services

< Home

Confirmation

Submission Information

Status	Submitted
Confirmation Number	1-234-567-890
E-mail	Citizen1234@email.com
Submission Title	New Registration for JOHN DOE
Submitted	16-Nov-2022
Web Logon	Citizen1234

Your confirmation code is **abcdef**.

Your request has been submitted and will be processed in the order that it was received.

If you have any questions, please contact us at 1-877-GADOR11 (1-877-423-6711).

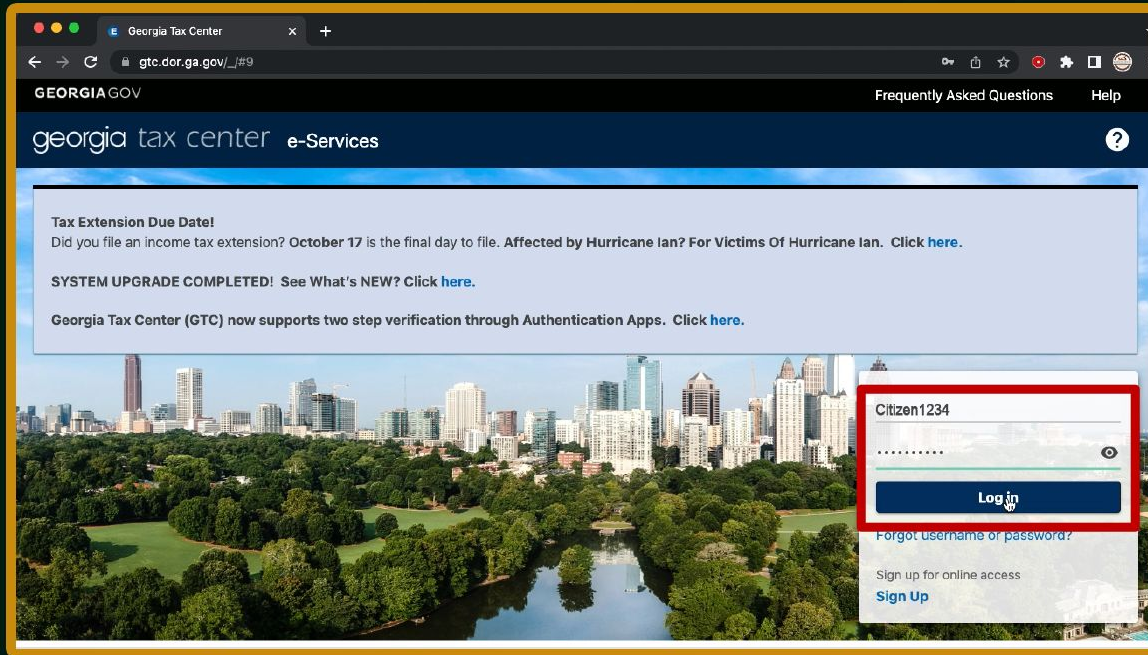
[Printable View](#)

[OK](#)

[Print Confirmation](#)



LOGIN ON THE GEORGIA TAX CENTER WEBSITE



The screenshot shows a web browser window with the address bar displaying "gtc.dor.ga.gov/#9". The page header includes "GEORGIA GOV" and "e-Services". The main content area features a blue banner with the following text:

- Tax Extension Due Date!** Did you file an income tax extension? **October 17** is the final day to file. **Affected by Hurricane Ian?** For Victims Of Hurricane Ian. [Click here.](#)
- SYSTEM UPGRADE COMPLETED!** See What's NEW? [Click here.](#)
- Georgia Tax Center (GTC) now supports two step verification through Authentication Apps. [Click here.](#)

Below the banner is a login form with a red border. The form contains:

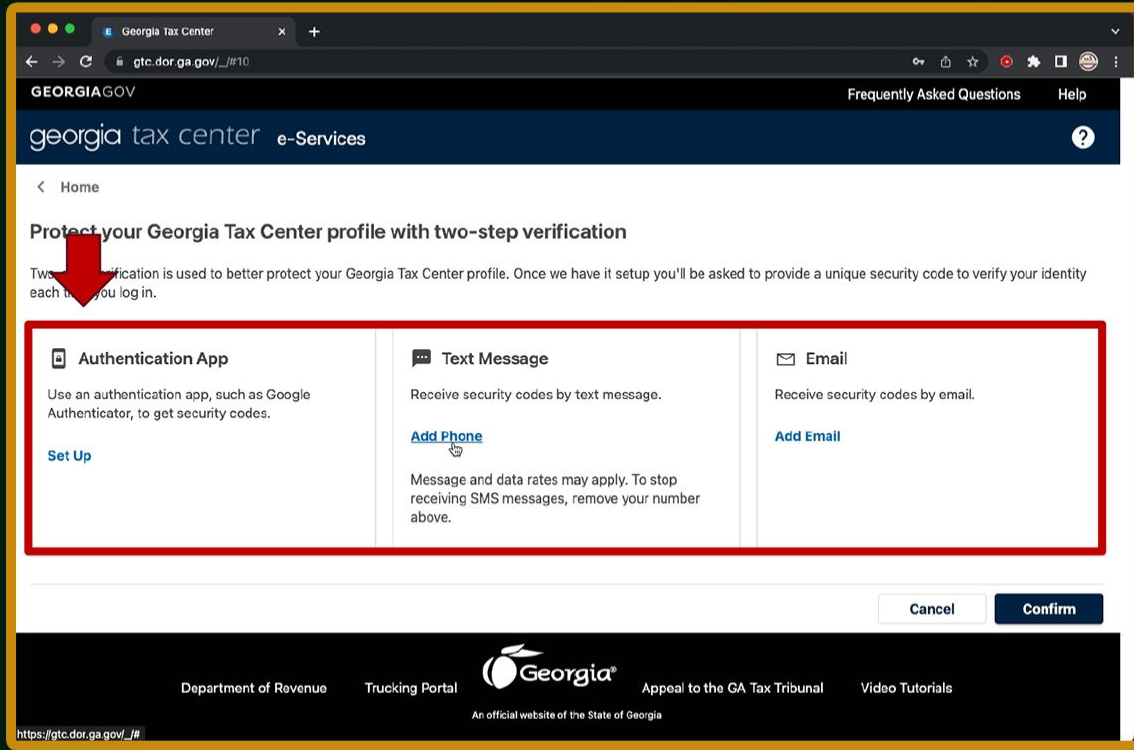
- A text input field with the placeholder "Citizen1234".
- A password input field with a masked password "*****" and a visibility toggle icon.
- A blue "Log in" button.
- A link for "Forgot username or password?".
- A link for "Sign up for online access" with a "Sign Up" button below it.

The background of the website is a scenic view of a city skyline and a park with a river.

Log into GTC
(<https://gtc.dor.ga.gov/>)
as follows.



TWO-STEP VERIFICATION



It is *Highly Recommended* that you add a two-step authentication method.

Choose from:
Authentication App
(requires app download)
Text Messaging
Email Address



TEXT MESSAGE AUTHENTICATION

Georgia Tax Center

gtc.dor.ga.gov/_/911

GEORGIA GOV Frequently Asked Questions Help

georgia tax center e-Services

< Two-Step Verification Setup

Add Phone

A security code will be sent via text message when trying to log in. Message and data rates may apply.

What phone number would you like to use?

Country Phone Number Carrier *

USA (123) 456-7890

By adding your number you consent to receive SMS messages from the Georgia Department of Revenue. Message and data rates may apply. To stop receiving SMS messages, remove your number from your two-step verification setup.

Carrier *

- ✓ Required
- AT&T
- Boost Mobile
- C Spire Wireless
- Consumer Cellular (AT&T)
- Consumer Cellular (T-Mobile)
- Cricket
- Fido
- Google Fi
- H2O Wireless
- Metro by T-Mobile
- nTelos
- Page Plus Cellular
- Pure Talk
- Republic Wireless

Cancel Save

Department of Revenue | Tax Appeals | Appeal to the GA Tax Tribunal | Video Tutorials

Enter a valid cellular phone number & select your cell carrier from the list.

This will ensure timely verification when logging into the GTC website.



SECURITY CODE

Georgia Tax Center

gtc.dor.ga.gov/_/#12

GEORGIA GOV

georgia tax center e-Services

Two-Step Verification Setup

Verify Security Code

A text message with your Georgia Tax Center security code was sent to (770) 539-0102.

Security Code *

123123

Required

Didn't receive your security code? [Resend](#)

Cancel Confirm

Department of Revenue | Trucking Portal | Georgia | Appeal to the GA Tax Tribunal | Video Tutorials

An official website of the State of Georgia

You will receive a text message after a few moments, with a numerical code to verify your login attempt.

*Email verification will include a link.
Authenticator App will have a code.*



FOLLOW INSTRUCTIONS FOR TAX CREDIT PRE-APPROVAL

The screenshot shows the Georgia Tax Center (GTC) website interface. At the top, the browser address bar displays 'gtc.dor.ga.gov/_/#13'. The page header includes 'GEORGIA.GOV', 'Frequently Asked Questions', and 'Help'. Below the header, the user is identified as 'DOE, JOHN B' with a welcome message and a 'Manage My Profile' link. The main navigation bar includes 'Summary', 'Action Center' (with a notification icon), 'Settings', and 'More...'. The 'Individual Income Tax' section is active, showing the user's account information and a balance of '\$0.00'. A list of actions is displayed, with 'Manage My Credits' highlighted by a red box and a red arrow pointing to it. Other actions include 'Make a Payment', 'View Returns', 'Check Refund Status', and 'See more...'. The footer contains links for 'Department of Revenue', 'Trucking Portal', 'Appeal to the GA Tax Tribunal', and 'Video Tutorials', along with the Georgia state logo and the text 'An official website of the State of Georgia'.

Once logged into the Georgia Tax Center (GTC) webpage, click **MANAGE MY CREDITS**.



REQUEST CREDIT PRE-APPROVAL

The screenshot shows a web browser window with the URL `gtc.dor.ga.gov/_/#14`. The page header includes the Georgia Tax Center logo and the text "e-Services". Below the header, the user's name "DOE, JOHN B" is displayed. The main content area is titled "Manage My Credits" and includes the text "Individual Income Tax" and "***-**-6789". A section titled "Manage My Credits" contains a search bar and a list of options. The first option, "Request Credit Pre-Approval", is highlighted with a red box and a red arrow pointing to it. Other options in the list include "Certify QIEPC Status", "File IT-PC-RPT", "File IT-RHC-RPT", "View my credits", and "Certify Postproduction Company". The footer of the page includes the Georgia Department of Revenue logo and the text "Georgia" and "Department of Revenue".

Click the
**REQUEST CREDIT
PRE-APPROVAL**
link under the
View My Credits section.



SELECT A PRE-APPROVAL CREDIT TYPE

The screenshot shows a web browser window with the URL `gtc.dor.ga.gov/_/#15`. The page title is "georgia tax center e-Services". The main heading is "Manage My Credits" with a sub-heading "Credit Pre-Approval". A progress bar indicates the current step is "Credit Type". Below this, a dropdown menu titled "Credit Type" is open, showing the selected option "150 - Qualified Law Enforcement Donation Credit". A red arrow points to this option. At the bottom of the form, there are "Cancel", "Previous", and "Next" buttons. The footer contains links for "Department of Revenue", "Trucking Portal", "Appeal to the GA Tax Tribunal", and "Video Tutorials", along with the Georgia state logo and the text "An official website of the State of Georgia".

From the **Credit Type** drop-down menu, select:

**150 - QUALIFIED
LAW ENFORCEMENT
DONATION CREDIT**



SELECT A FUND


georgia tax center e-Services

< Manage My Credits

Credit Pre-Approval

Progress: Credit Type (checked) → Fund

Please Select A Fund

From	To	Use This Fund
01-Jan-2023	31-Dec-2023	<input type="radio"/> 
<input type="text"/>		

Buttons: Cancel, < Previous, **Next** >

Choose the date range that you would like approval to pay toward the tax credit.



TAXPAYER & FILING PERIOD INFORMATION

georgia tax center e-Services

< Manage My Credits

Credit Pre-Approval

Progress: Credit Type ✓ Fund ✓ Instructions ✓ Taxpayer Information

Taxpayer Information

Name *

Id Type

Federal Employer ID #

Id *

Address Information

Street *

City

State *

Required

Zip Code

Contact Information

Contact Person *

Required

Contact's Title *

Required

Contact E-mail *

Required

Contact Phone No. *

Required

Ext.

Filing Period Information

Current Tax Year End Date *

Required

Cancel Previous Next

Enter and/or verify the information as being correct, for the pre-approval process.

Verify the **Filing Period** is set to the **Current Tax Year End Date** at the bottom.



FILING STATUS

georgia tax center e-Services

< Manage My Credits

Credit Pre-Approval

Progress: Credit Type ✓ Fund ✓ Instructions ✓ Taxpayer Information ✓ Contributor Info

Choose Your Filing Status

Filing Status: An S corporation that makes the election to pay tax at the entity level under the O.C.G.A. § 48-7-21 or a partnership that makes the election to pay tax at the entity level under O.C.G.A. § 48-7-23

Corporation's, Fiduciary's, S Corporation's, or Partnership's estimated income tax liability *

Required

Cancel Previous Next

Select your filing status from the drop-down menu.

This will adjust your donation limits based on the new tax credit law.



FILING STATUS & JOINT FILER INFORMATION

georgia tax center e-Services

Manage My Credits

Credit Pre-Approval

Credit Type

Choose Your Filing Status

Select Filing Status from list

Married filing Jointly

Filing Status: Individual filing

Is this Individual one of the following?

- A Member of a Limited Liability Company
- A Shareholder of a Subchapter S Corporation
- A Partner in a Partnership

Yes	No
-----	----

Estimated Georgia Income from selected pass through entities *

Required

Is the Joint Filer one of the following?

- A Member of a Limited Liability Company
- A Shareholder of a Subchapter S Corporation
- A Partner in a Partnership

Yes	No
-----	----

Estimated Georgia Income from selected pass through entities *

Required

Cancel

Previous Next

Enter Joint Filer's Information

Select Id Type from list *

Required

First Name *

Required

Middle Initial

Last Name *

Required

Suffix

Select your filing status, choose "YES" or "NO" for you & your joint filer on the left.

Enter your joint filer's information on the right side of the screen.



CONTRIBUTION AMOUNT

georgia tax center e-Services

< Manage My Credits

Credit Pre-Approval

Filing Status Fund Instructions Taxpayer Information Contributor Info Contribution

Enter Contribution Amount

The maximum allowed contribution amount for the selected filing status is:

Taxpayer's intended contribution amount ^{*}

Required

Contribution Information

- The contribution must be preapproved by the end of the calendar year. Also the donation must be made within 60 days of the date of the preapproval notice or by the end of the calendar year in which it was preapproved, whichever is earlier.
- The taxpayer must add back to Georgia Taxable income the amount of any federal charitable contribution deduction taken on a federal return for which a Georgia qualified education donation tax credit is allowed.
- The tax credit shall not be allowed if the taxpayer designates the taxpayer's qualified law enforcement donation for the direct benefit of any particular individual or for a particular purpose.

Cancel Previous **Next**

Verify the filing status is correct, and enter your desired contribution amount.

Maximum contributions will be based on your tax **Filing Status**.



ATTACH REQUIRED DOCUMENTS

The screenshot shows the 'georgia tax center e-Services' interface. The user is in the 'Manage My Credits' section, specifically on the 'Credit Pre-Approval' page. A progress bar at the top indicates the following steps: Fund, Instructions, Taxpayer Information, Contributor Info, Contribution, and Attachments. The 'Attachments' step is currently active. Below the progress bar, there is a section titled 'Attach the Required Documents' with a sub-instruction: 'Please attach any supporting documentation. (Optional)'. A red-bordered 'Add Attachment' button is located below this section. To the right, there is an 'Attachments' table with columns for Type, Name, Description, and Size. The table is currently empty, with the text 'There are no attachments.' below it. A red-bordered 'Add Attachment' button is also located at the top right of this section. At the bottom of the page, there are 'Cancel', 'Previous', and 'Next' buttons. The 'Next' button is highlighted with a red border.

This step is optional, but you would attach form IT-QLED-TP1 (or TP2).



The Department of Revenue **WILL NOT** pre-approve any qualified law enforcement donation credit where the form IT-QLED-TP1 (or TP2) is submitted or filed in any other manner.

The form is available as of January 2023, on: <https://dor.georgia.gov>

PRE-APPROVAL SUBMISSION

georgia tax center e-Services

< Manage My Credits

Credit Pre-Approval

Selections Taxpayer Information Contributor Info Contribution Attachments Summary

Credit Information

Credit Type: 151 - Qualified Law

Fund Date End: 31-Dec-2023

Credit Amount Requested: []

Application Date: []

When an income tax credit statute or regulation provides that applications received on such day, any returns or applications submitted on the first day following which is not

Confirmation

Are you sure you want to submit this?

Cancel OK

Read and approve the application consent below.

Applicant certifies that all information contained above is true to his/her best knowledge and belief and is submitted for the purpose of obtaining preapproval from the Commissioner.

Applicant Name *

Required

Cancel Previous Submit

Verify everything is correct regarding your contribution, and click the **SUBMIT** button.

You will then need to confirm you are ready to submit for tax credit pre-approval.



CONFIRMATION

georgia tax center e-Services

< Manage My Credits

Confirmation

Submission Information

Logon [REDACTED]
Status Submitted
Confirmation Number [REDACTED]
Taxpayer Name [REDACTED]
Social Security # [REDACTED]
Submission Title Credit Pre-Approval
Submitted [REDACTED]

Your confirmation number is [REDACTED]

Your request has been submitted and will be processed in the order that it was received.

If you have any questions, please contact us at 1-877-GADOR11 (1-877-423-6711).

[Printable View](#)

[OK](#)

[Print Confirmation](#)

Once your submission is completed, print or save a copy of your confirmation number/page.

This may be needed for end of year tax filing.



VIEW TAX CREDITS

The screenshot shows a web browser window with the URL `gtc.dor.ga.gov/_#16`. The page header includes "GEORGIA.GOV" and "georgia tax center e-Services". The user is logged in as "MCKENZIE, RONALD E". The main heading is "Manage My Credits" for "Individual Income Tax" with ID "****-6789" and name "DOE, JOHN B". A sub-heading "Manage My Credits" is followed by a search bar and a list of options: "Request Credit Pre-Approval", "Certify QIEPC Status", "File IT-PC-RPT", "File IT-RHC-RPT", "View my credits" (highlighted with a red box and a red arrow), and "Certify Postproduction Company".

When re-visiting the GTC website, click on **VIEW MY CREDITS** to access filed contribution requests.



REFUND THE POLICE

QUALIFIED LAW ENFORCEMENT DONATION TAX CREDIT



Serve. Honor. Protect

bullochsheriff.com